

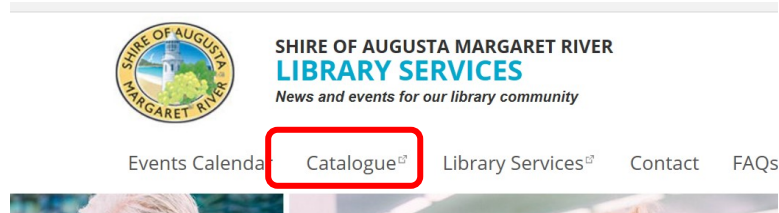


Shire of Augusta Margaret River Library Service FAQs: How Do I...?

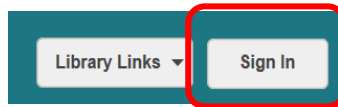
## Log into my membership

Start at [amrlibraries.com](http://amrlibraries.com)

1. Click on **Catalogue**:



2. On the top right-hand corner of the catalogue page, click on **Sign In**:

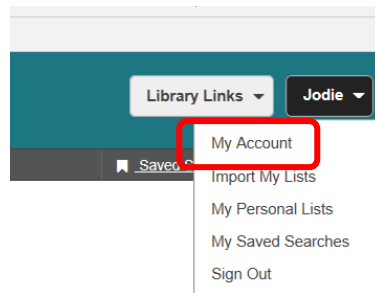


3. Enter your library card number, enter your password and click **Sign In**:

You'll see your name at the top right of the page, and can now place Holds on items, or renew the items you have already borrowed.

To view your checkouts, Holds and other details:

4. Click on your name and select My Account from the dropdown list:



Your 'My Account' page will open. From here you can see due dates and renew items, or view your Holds

Remember to **Sign Out** if you are using a public computer!

