

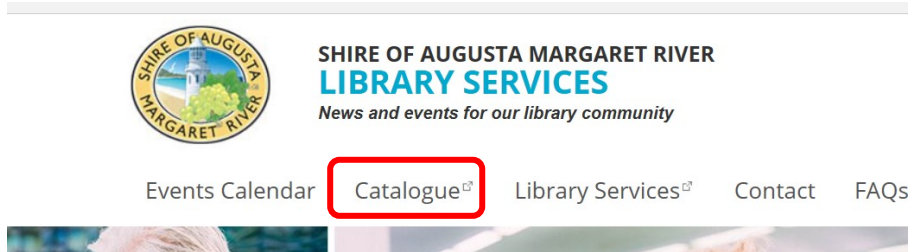


Shire of Augusta Margaret River Library Service FAQs: How Do I...?

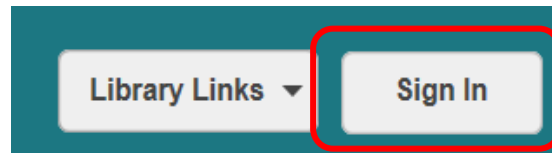
Renew my library items online

Start at amrlibraries.com

1. Click on **Catalogue**:



2. On the top right-hand corner of the catalogue page, click on **Sign In**:



3. Scan in your library card number, enter your password and click **Sign In**:

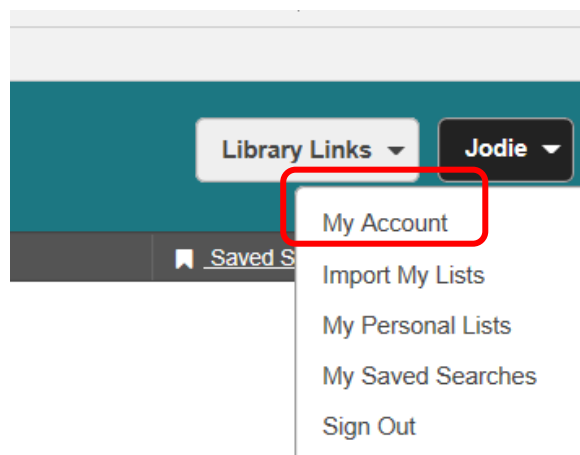
Sign in

Card No. (Username)

Password

[Set/reset password](#)

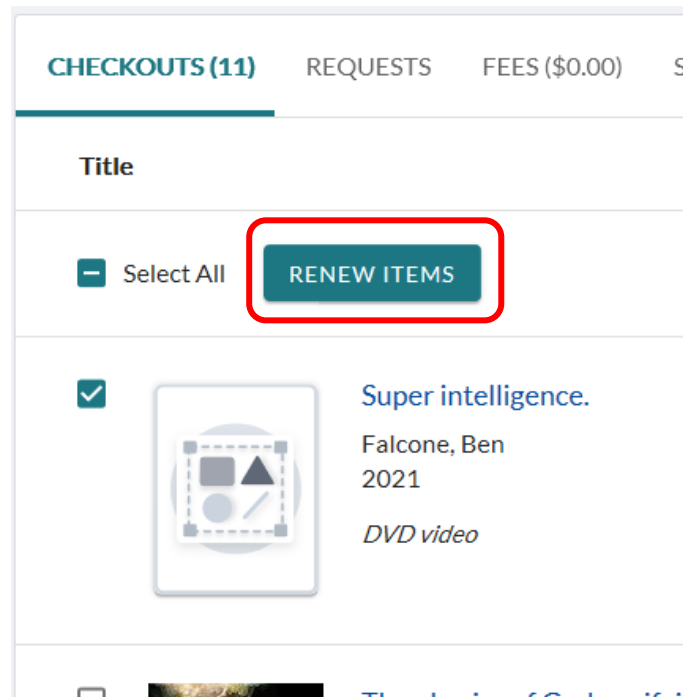
4. Click on your name and select My Account from the dropdown list:





Shire of Augusta Margaret River Library Service FAQs: How Do I...?

5. Tick the boxes of the items you wish to renew, or Select All, and then click RENEW ITEMS:



6. If you are on a public PC, remember to sign out:

